

wavin OSMA

The perfect match

New Anthracite colour

DeepLine Semi-elliptical gutter range



New Anthracite colour

Wavin Osma DeepLine Semi-elliptical gutter range

DeepLine Semi-elliptical gutter range

DeepLine is a semi-elliptical 113mm (4½") profiled gutter system with circular 68mm downpipe for domestic applications where a high capacity system is required. It can serve roof areas up to a maximum of 299m² with one downpipe.

Now available in Anthracite Grey to match windows, facsias and soffits that are becoming increasingly popular. See the product listing on the back page for the anthracite grey range.



Available in Black, White, Brown, Grey and the New Anthracite Grey.

Wavin Osma Rainwater gutter range profiles

Domestic



RoundLine
112mm (4½")
Half-round gutter



SquareLine
100mm (4")
Square section gutter



StormLine
111x76x97 (4¼x3¾")
Ogee profile gutter



DeepLine
113mm (4½")
Semi-elliptical gutter

Industrial & Commercial



SuperLine
125mm (5")
Half-round gutter



RoofLine
150mm (6")
Half-round gutter


Key features and benefits

Wavin Osma DeepLine Semi-elliptical gutter range


Designed to handle more rainwater

Design features


For outstanding flow performance DeepLine features an hydrodynamic outlet to handle more rainwater than similarly sizes competitive systems. Using specialist seal technology our wide, retained seals provide a secure, watertight fixture with the flexibility to allow for thermal expansion. For an aesthetic pleasing finish, Osma fittings have been engineered with concealed sockets to hide roughly cut downpipe ends. Expansion line and stopper for a secure and reliable installation.



Hydrodynamic outlet



Concealed sockets



Expansion line and stopper



Wide, retained seals




DeepLine Semi-elliptical gutter range

DeepLine Semi-elliptical gutter range

NEW COLOUR Anthracite Available Now



For further information on Osma Rainwater Systems including 'How to' videos and the Product, Design & Installation Guide visit www.wavin.co.uk

DeepLine	Description	Nom dia mm	Cat No.
	Gutter 4m	113	9T974AG ♡
	Gutter Union	113	9T909AG ♡
	Support Bracket	113	9T919AG ♡
	Running Outlet	113	9T906AG ♡
	Internal Stopend	113	9T910AG ♡
	External Stopend	113	9T911AG ♡
	Gutter Angle 90°	113	9T903AG ♡
	Gutter Angle 45°	113	9T904AG ♡
	Bow & Pin Bracket	113	9T994AG ♡
	Hopper	68	0T332AG ♡
	Pipe 2.75m	68	0T086AG ♡
	Pipe 4m	68	0T084AG ♡
	Pipe 5.5m	68	0T088AG ♡
	Pipe or Socket Bracket	68	0T033AG ♡
	Pipe Bracket	68	0T034AG ♡
	Socket Bracket	68	0T038AG ♡
	Pipe Connector	68	0T024AG ♡
	Offset Bend - Socket	68	0T025AG ♡
	Offset Bend - Spigot	68	0T026AG ♡
	Bend 87.5°	68	0T161AG ♡
	Pipe Shoe	68	0T037AG ♡
	Branch 67.5°	68	0T035AG ♡
	Access Pipe	68	0T274AG ♡

Wavin Limited | Registered Office | Edlington Lane | Doncaster | DN12 1BY
Tel. 0844 856 5152 | www.wavin.co.uk | info@wavin.co.uk



© 2021 Wavin Wavin reserves the right to make alterations without prior notice. Due to continuous product development, changes in technical specifications may change. Installation must comply with the installation instructions.