

Product Specification Sheet

Tegra 600 PP

Plastic inspection chamber made of polypropylene according to DIN EN 13598-2

Application area:

Wavin Tegra 600 PP can be used for municipal and industrial drainage system for inspection and cleaning. The system can be used for sewer- and rainwater transport and is DIBt approved according to DIBt Z-42.1-338. Tegra 600 PP can be installed in heavy traffic area according to LM1 (DIN EN 1991-2/NA) former SLW60. Is applicable in drinkingwater areas II and III (DWA-A 142). Smooth wall pipe systems according to DIN EN 1401, 1852,

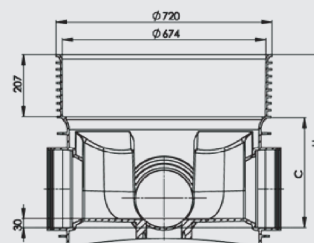
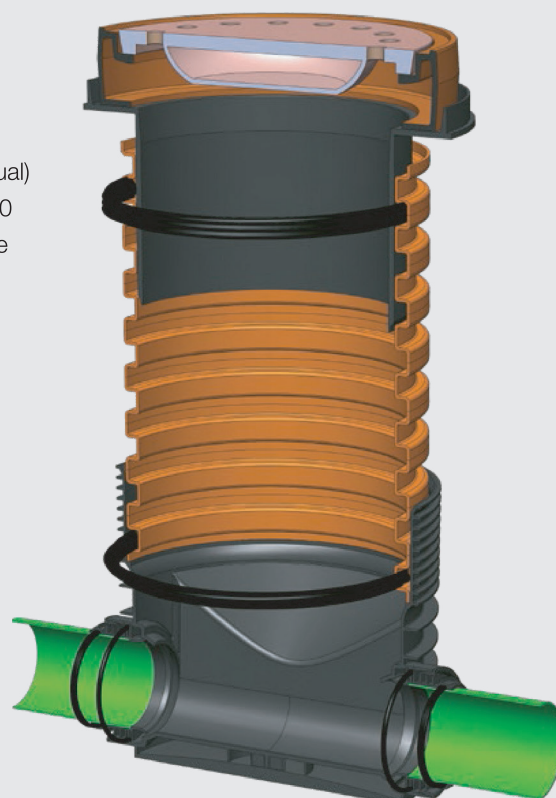
14758, 13476-2, X-Stream pipes according to DIN EN 13476-3 can be connected directly. By factory-installed PE-spigot the system can be used in welded sewer systems. Installation depths up to 6.0 m, in groundwater max. 5.0m, are possible. Tegra 600 PP is equipped with an integrated flexible ball joints to adjust change in directions and gradients

Product specifications:

- ⊕ Shaft diameter: DN/ID600
- ⊕ Base: outside ribbed, inside smooth, closed bottom plate
- ⊕ Flow profile: straight, bend, branch, endbase- and emptybase (see technical manual)
- ⊕ Connection dimensions: DN/OD160, 200, 250, 315, 400 and DN/ID 500, 600, 800
- ⊕ Connection: socket for smooth wall pipes, with flexible ball joint infinitely adjustable up to 15° (DN160–DN300); fixed spigot; PE-flexible ball joint for welding
- ⊕ Shaft pipe: corrugated
- ⊕ Telescope adapter: for holding commercial covers, telescopically up to 250mm
- ⊕ Cover: depends on type of traffic, directly or with telescope; A15, B125, D400 according to DIN EN 124
- ⊕ Support ring: made of concrete alternate plastic DN625
- ⊕ Material: base, shaft pipe, cover A15, telescope pipe polypropylene (PP); cover B125 and D400 cast iron
- ⊕ Colour: base black, shaft pipe red brown, telescope adapter black
- ⊕ Standards: following to DIN EN 13598-2 and DIN EN 752
- ⊕ Connections: push fit system
- ⊕ Seal material: according to DIN EN 681-1, SBR and EPDM
- ⊕ Leak tightness requirement: pressure test 2.5bar
- ⊕ Lifetime: up to 100 years
- ⊕ Installation depth: max. 6.0m, in ground water max. 5.0m

Installation conditions:

- ⊕ Installation has to be done in line with DIN EN 1610
- ⊕ Compaction pending on traffic area between 95% (non-traffic area) and 98% (heavy traffic area)
- ⊕ Basement on bedding material according DIN EN 1610, no concrete needed
- ⊕ Min backfill around the base and shaft DN/2
- ⊕ Protection against floating up to 5.0m by full compaction



wavin

An Orbia business.

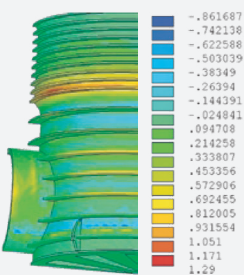
Product Specification Sheet

Tegra 600 PP

SYSTEM SPECIFICATIONS:

General	Diameter inside	DN/ID600
	Material	PP
	Manhole	no
Construction	System	push fit system
	Chamber outside/inside	ribbed/smooth
	Base outside/inside	ribbed/smooth
Connection	Shaft pipe outside/inside	ribbed/smooth
	Push fit flexible ball joint	DN160–DN315
	Connection in shaft	on request
Seals	Pipe connection	EPDM (ball joint socket)
	Shaft connections	EPDM
	Cover	EPDM
Static	Max. installation depth	6.00 m
	Max. installation depth in groundwater	5.00 m
	Traffic load	LM1 according to DIN EN 1991-2/NA, rather: SLW60 according to DIN 1072
Approvals and relevant standards	Cover classes	A15 – D400
	Product standard	DIN EN 13598-2
	Seal	DIN EN 681
	Cover	DIN EN 124
	Application standard	DIN EN 476 DIN EN 752 DIN EN 1986
	Installation	DIN EN 1610
	Guidelines	ATV-DWK-A 142 DWA-A 110 DVS 2207-4

SYSTEM COMPONENTS:



Wavin is part of Orbia, a community of companies working together to tackle some of the world's most complex challenges. We are bound by a common purpose: To Advance Life Around the World.



An Orbia business.



Wavin Middle East | Tiffany Tower No. 2408 W Cluster JLT Dubai / United Arab Emirates
Web: wavin.com/en-ae | E-mail: wavin.me@wavin.com

Wavin operates a programme of continuous product development, and therefore reserves the right to modify or amend the specification of their products without notice. All information in this publication is given in good faith, and believed to be correct at the time of going to press. However, no responsibility can be accepted for any errors, omissions or incorrect assumptions.

© 2019 Wavin | Wavin reserves the right to make alterations without prior notice. Due to continuous product development, changes in technical specifications may change. Installation must comply with the installation instructions.